

Scaled data based on original data using
LM-79-08 Approved Method: Electrical and Photometric Measurements of Solid-
State Lighting Products

Test Report Prepared for
Cooper Lighting Solutions
(formerly Eaton)

Brand: STREETWORKS

Report Number: P194837

Luminaire Tested: **GAN-AF-09-LED-U-T3R-7060-ADJ**

Issue Date: 3/3/2020

Test Information

Test Method: LM-79-08
Report Number: P194837
TEST IS SCALED FROM IESNA LM-79-08 TEST DATA (P40129)
Test Lab: INNOVATION CENTER P2
Issue Date: 3/3/2020
Manufacturer: COOPER LIGHTING SOLUTIONS (FORMERLY EATON)
Product Line: STREETWORKS
Catalog Number: GAN-AF-09-LED-U-T3R-7060-ADJ
Description: GALLEON AREA AND ROADWAY LUMINAIRE
(9) 70 CRI, 5700K, 1050mA LIGHTSQUARES WITH 16 LEDS EACH AND TYPE III
ROADWAY OPTICS
Light Source: -
Ballast/Driver: ELECTRONIC DRIVER

Summary

Lumens per Lamp: N/A
Luminaire Lumens: 54409 lumens
Efficiency: N/A
Efficacy: 108.6 lumens/watt
Luminous Opening: Rectangular (W 2.5' x L: 1' x H: 0')
IES Classification: Type III - Short - Full Cutoff
BUG Rating: B3 - U0 - G5

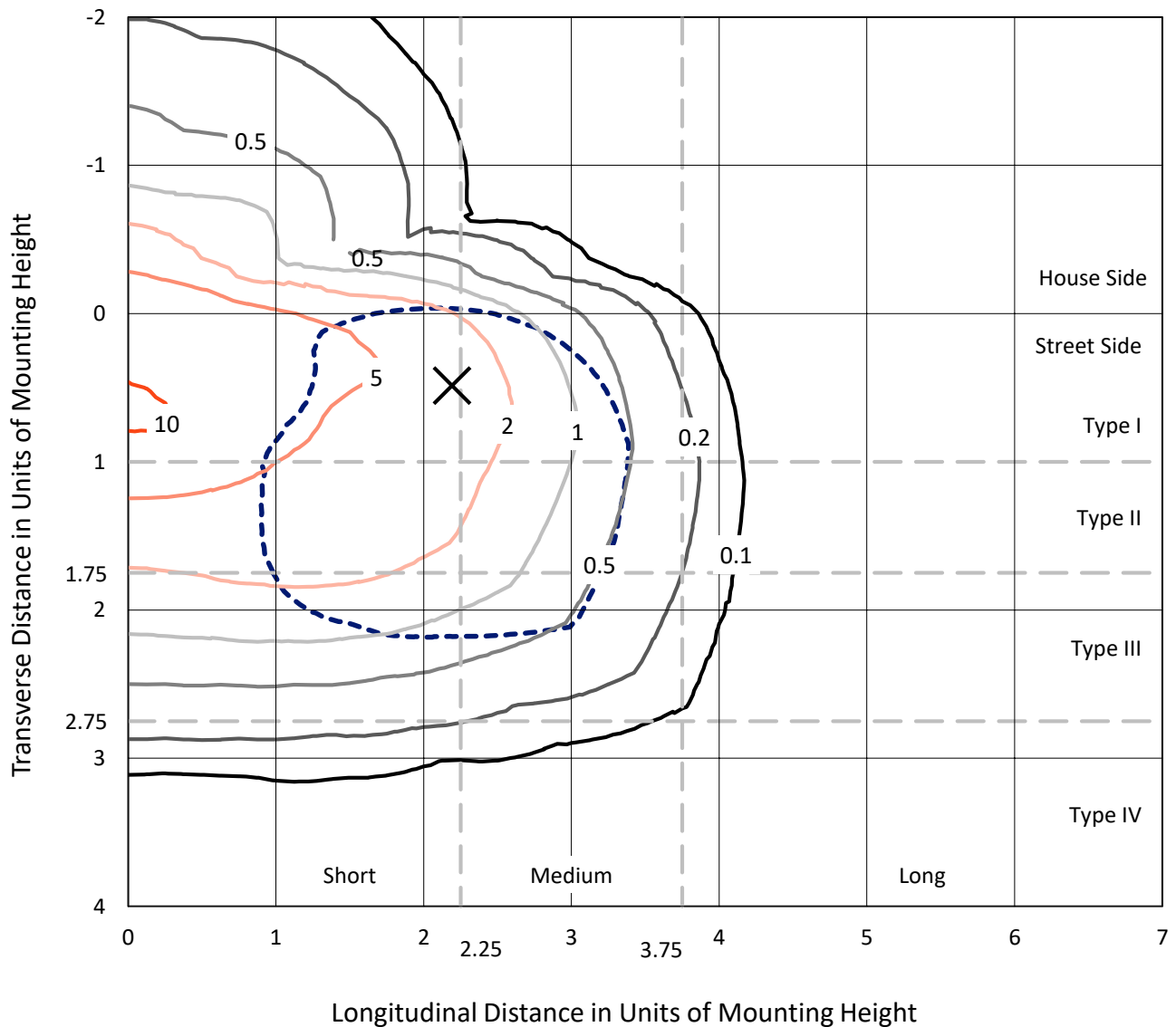
Input Watts (W): 501
Input Voltage (V): NR
Input Current (Ain): NR
Voltage Rise (V): NR
Power Factor: NR
Total Harmonic Distortion (THDi): NR
Frequency (hertz): 60
Stabilization Time: NR
Operation Time: NR
Ambient Temperature (°C): NR
Test Distance: 28.75 FT



REPORT NUMBER: P194837
 CATALOG NUMBER: GAN-AF-09-LED-U-T3R-7060-ADJ

Iso-Footcandle Lines of Horizontal Illumination

× Max cd
 - - - 1/2 Max cd

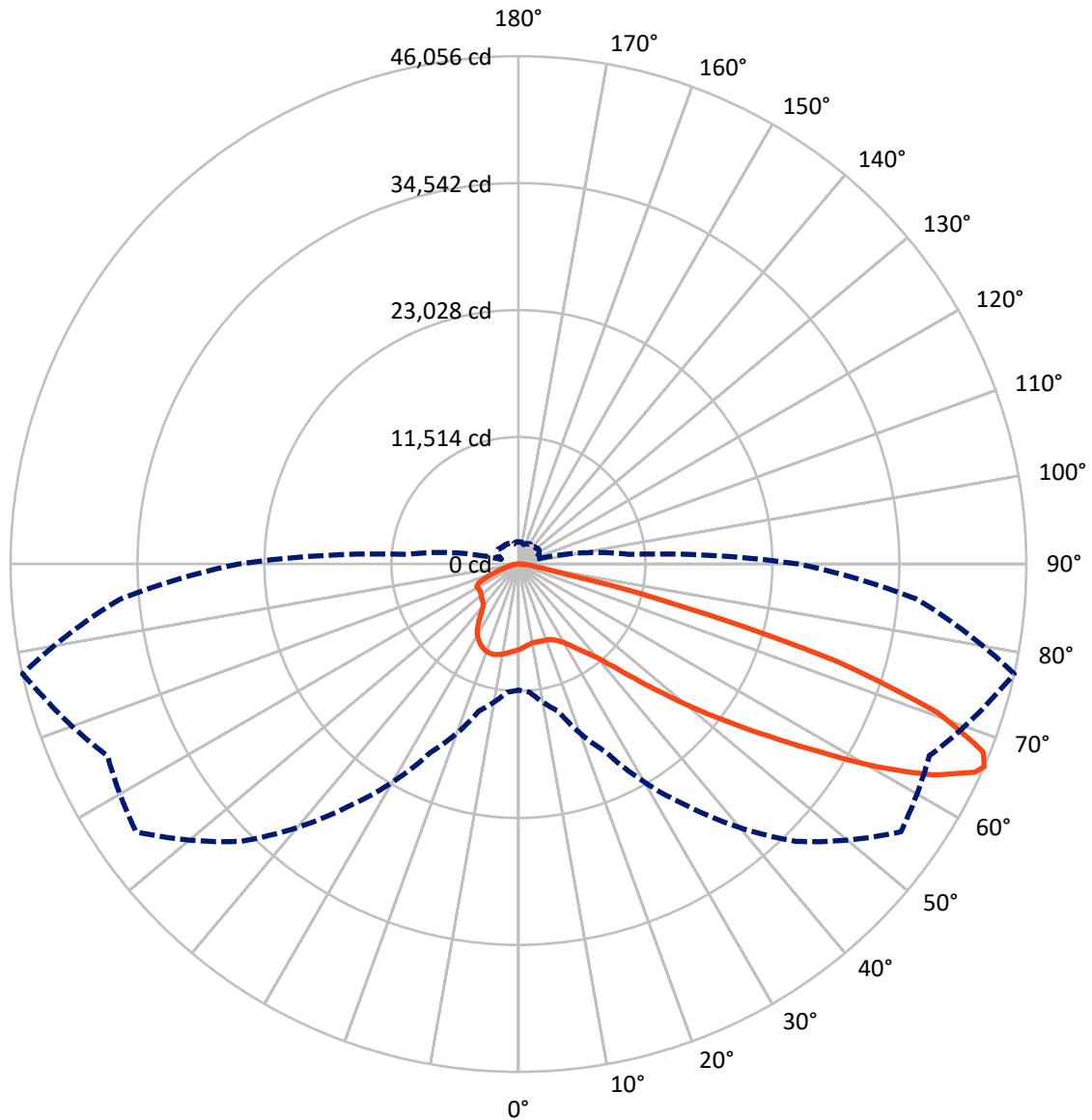


Based on 30 foot mounting height. Maximum calculated value = 10.6 fc
 Type III - Short - Full Cutoff

REPORT NUMBER: P194837

CATALOG NUMBER: GAN-AF-09-LED-U-T3R-7060-ADJ

Luminous Intensity Polar Plot



— Vertical Plane Through 77.5-Deg Lateral - - - Horizontal Cone Through 66-Deg Vertical



REPORT NUMBER: P194837

CATALOG NUMBER: GAN-AF-09-LED-U-T3R-7060-ADJ

FLUX DISTRIBUTION:

		Downward	Upward	Total
House Side	Lumens	9295.4	0.0	9295.4
	% Fixture	17.1	0.0	17.1
Street Side	Lumens	45113.6	0.0	45113.6
	% Fixture	82.9	0.0	82.9
Total	Lumens	54409.0	0.0	54409.0
	% Fixture	100.0	0.0	100.0

Coefficient of Utilization

ZONAL LUMENS:

Zone	Lumens	% Fixture
0°-10°	692.7	1.3
10°-20°	1954.3	3.6
20°-30°	3335.2	6.1
30°-40°	5339.1	9.8
40°-50°	8248.5	15.2
50°-60°	11699.2	21.5
60°-70°	15650.3	28.8
70°-80°	6796.6	12.5
80°-90°	693.0	1.3
90°-100°	0.0	0.0
100°-110°	0.0	0.0
110°-120°	0.0	0.0
120°-130°	0.0	0.0
130°-140°	0.0	0.0
140°-150°	0.0	0.0
150°-160°	0.0	0.0
160°-170°	0.0	0.0
170°-180°	0.0	0.0
0°-90°	54409.0	100.0
0°-180°	54409.0	100.0



REPORT NUMBER: P194837

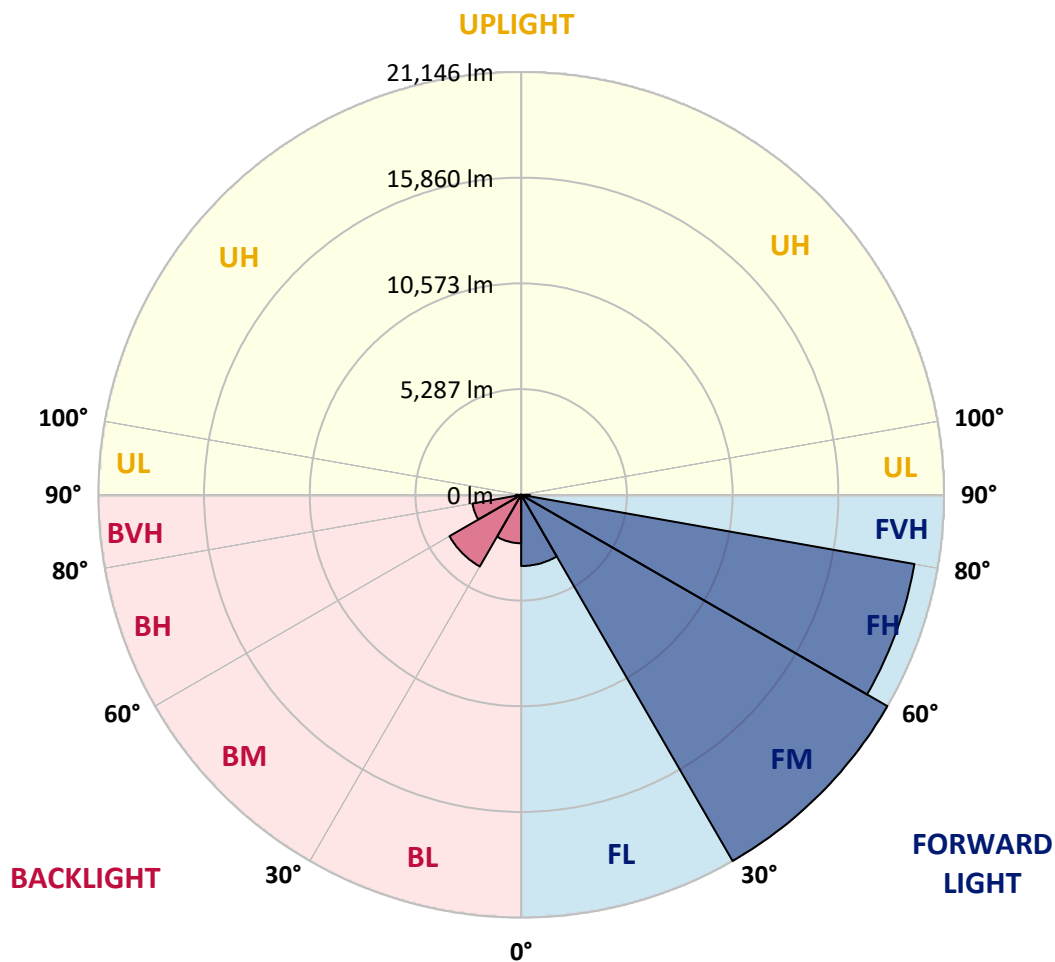
CATALOG NUMBER: GAN-AF-09-LED-U-T3R-7060-ADJ

LUMINAIRE CLASSIFICATION SYSTEM LUMEN TABLE AND BUG RATING:

Zone		Lumens	% Fixture	Zone Rating/Lumen Limit		
				B	U	G
FL	(0°-30°)	3561.3	6.5			
FM	(30°-60°)	21146.2	38.9			
FH	(60°-80°)	19971.4	36.7			G5
FVH	(80°-90°)	434.7	0.8			G3/500
BL	(0°-30°)	2420.9	4.4	B3/2500		
BM	(30°-60°)	4140.6	7.6	B3/5000		
BH	(60°-80°)	2475.5	4.5	B3/2500		G3/2500
BVH	(80°-90°)	258.4	0.5			G3/500
UL	(90°-100°)	0.0	0.0		U0/0	
UH	(100°-180°)	0.0	0.0		U0/0	

BUG Rating: B3-U0-G5

Type III Short





REPORT NUMBER: P194837

CATALOG NUMBER: GAN-AF-09-LED-U-T3R-7060-ADJ

CANDELA DISTRIBUTION (FULL):

	0°	5°	15°	25°	35°	45°	55°	65°	75°	77.5°	85°
0°	7753.5	7753.5	7753.5	7753.5	7753.5	7753.5	7753.5	7753.5	7753.5	7753.5	7753.5
2.5°	6858.9	6905.2	6943.7	6979.7	7051.7	7170.0	7306.2	7416.8	7576.2	7607.0	7691.8
5°	6229.1	6229.1	6259.9	6313.9	6411.6	6589.0	6774.1	7020.9	7367.9	7450.2	7676.4
7.5°	5923.1	5925.7	5943.7	5990.0	6074.8	6236.8	6439.9	6730.4	7200.8	7337.1	7722.7
10°	6036.2	6010.5	5972.0	5948.8	5961.7	6056.8	6249.6	6573.5	7098.0	7272.8	7825.5
12.5°	6668.7	6619.8	6486.1	6308.7	6139.1	6069.7	6182.8	6499.0	7054.3	7257.4	7961.8
15°	7702.1	7681.6	7432.2	7064.6	6653.2	6308.7	6231.6	6470.7	7059.4	7275.4	8123.7
17.5°	8997.8	8969.5	8640.5	8105.7	7434.8	6763.8	6403.9	6493.8	7077.4	7306.2	8280.6
20°	10306.3	10218.9	9864.2	9226.6	8365.4	7383.3	6689.2	6553.0	7100.6	7339.6	8445.1
22.5°	11283.3	11211.3	10892.5	10272.9	9280.6	8100.6	7072.3	6655.8	7175.1	7437.3	8648.2
25°	12141.9	12147.0	11830.8	11231.8	10206.1	8861.6	7565.9	6930.9	7365.3	7637.9	8925.8
27.5°	13203.6	13141.9	12846.3	12252.4	11121.3	9630.2	8162.3	7308.8	7648.1	7923.2	9290.9
30°	14473.6	14429.9	14088.0	13414.4	12136.8	10455.5	8843.6	7748.4	8013.2	8298.6	9769.1
32.5°	15967.3	15946.7	15591.9	14725.6	13309.0	11427.2	9643.1	8329.4	8558.2	8853.8	10455.5
35°	17720.5	17723.1	17304.1	16262.9	14591.9	12558.4	10550.6	9077.5	9221.5	9530.0	11273.0
37.5°	18800.3	18931.4	18774.6	17712.8	16044.4	13823.2	11728.0	10069.8	9977.3	10288.4	12149.6
40°	19031.7	19191.0	19687.2	19147.3	17669.1	15216.6	12771.7	11023.6	10907.9	11288.4	13278.2
42.5°	18707.7	18928.8	19977.7	20358.2	19394.1	16933.9	14175.4	12440.1	12293.6	12805.2	14681.9
45°	18514.9	18679.5	19892.9	20988.0	20890.3	18874.8	15962.1	14219.1	14165.1	14836.1	16301.5
47.5°	18180.7	18329.8	19497.0	21134.6	21769.6	20653.8	18108.7	16394.0	16499.4	17378.6	18129.3
50°	18360.7	18422.4	19054.8	20761.8	22024.1	21957.2	20507.3	18913.4	19273.3	20371.0	20198.8
52.5°	18335.0	18494.4	19003.4	20150.0	22057.5	22761.9	22869.9	21723.3	22481.7	23741.4	22494.5
55°	14823.2	15116.3	18399.2	19995.7	22175.7	23551.1	24972.8	24684.8	26098.8	27566.7	25085.9
57.5°	14154.8	14339.9	16160.1	20319.6	22803.0	25057.6	27312.2	27944.6	30309.8	32014.2	28242.8
60°	14023.7	14252.5	16136.9	20715.5	24075.6	27512.7	30780.2	31890.8	35433.4	37299.8	31903.7
62.5°	13615.0	13861.8	15985.3	20664.1	25882.8	30908.8	35220.0	36086.4	40292.2	42107.2	34965.5
65°	12319.3	12550.7	14748.7	19833.7	27101.4	34533.6	40474.7	39932.3	44127.8	45492.9	36492.5
66°	11432.4	11658.6	13774.4	18856.8	26818.6	35561.9	42336.0	41122.6	44986.5	46055.9	36194.3
67.5°	9810.2	9987.6	11882.3	16669.1	25314.7	35849.8	43901.6	42017.2	45076.5	45454.4	34489.9
70°	6198.2	6249.6	7722.7	11506.9	19162.8	31091.3	41518.5	39796.0	41359.1	40335.9	28913.8
72.5°	2689.1	2671.1	3707.1	5853.7	10848.8	20862.1	33585.0	32836.9	32443.5	30109.2	20239.9
75°	1496.2	1516.8	1925.5	2717.3	4408.9	10247.2	21970.1	21024.0	17751.4	15147.2	9177.8
77.5°	1200.6	1228.8	1596.5	1928.1	1979.5	3573.4	10280.6	8365.4	5036.2	4041.3	2550.2
80°	948.6	1000.0	1393.4	1501.3	1334.2	1473.1	3321.5	2655.6	1992.4	1827.8	1321.4
82.5°	750.7	786.7	1195.4	1136.3	933.2	992.3	1591.3	1550.2	1295.7	1180.0	763.5
85°	539.9	606.7	982.0	856.1	611.9	668.4	1056.6	1012.9	743.0	606.7	336.8
87.5°	221.1	287.9	694.1	568.1	341.9	311.1	527.0	496.2	352.2	257.1	167.1
90°	0.0	0.0	0.0	0.0	0.0	0.0	0.0	0.0	0.0	0.0	0.0



REPORT NUMBER: P194837

CATALOG NUMBER: GAN-AF-09-LED-U-T3R-7060-ADJ

CANDELA DISTRIBUTION (continued):

	90°	95°	105°	115°	125°	135°	145°	155°	165°	175°	180°
0°	7753.5	7753.5	7753.5	7753.5	7753.5	7753.5	7753.5	7753.5	7753.5	7753.5	7753.5
2.5°	7745.8	7807.5	7887.2	7936.1	7961.8	7979.8	8008.1	8005.5	8013.2	8015.8	8026.0
5°	7797.2	7900.1	8015.8	8046.6	8046.6	8018.3	7990.1	7943.8	7925.8	7920.6	7925.8
7.5°	7930.9	8044.0	8144.3	8108.3	8031.2	7918.1	7771.5	7643.0	7573.6	7550.4	7545.3
10°	8100.6	8236.9	8278.0	8141.7	7915.5	7643.0	7352.5	7141.7	7020.9	6987.4	6977.2
12.5°	8306.3	8434.8	8378.2	8090.3	7671.3	7231.7	6830.6	6493.8	6241.9	6162.2	6157.1
15°	8532.5	8632.8	8434.8	7930.9	7306.2	6658.4	5943.7	5362.7	5049.1	4948.8	4941.1
17.5°	8743.3	8794.7	8401.4	7653.3	6768.9	5720.0	4771.4	4324.1	4216.1	4241.8	4247.0
20°	8923.3	8923.3	8288.3	7254.8	5923.1	4483.5	3884.5	3876.8	3953.9	4031.0	4046.4
22.5°	9121.2	9003.0	8090.3	6691.8	4725.1	3668.5	3581.1	3653.1	3740.5	3825.4	3838.2
25°	9365.4	9067.2	7815.2	5838.3	3714.8	3331.8	3365.2	3424.3	3468.0	3522.0	3529.7
27.5°	9637.9	9149.5	7452.8	4663.4	3223.8	3121.0	3146.7	3167.2	3162.1	3182.7	3187.8
30°	9964.4	9244.6	6956.6	3645.4	3020.7	2941.0	2894.7	2876.7	2876.7	2910.1	2923.0
32.5°	10401.5	9386.0	6244.5	3123.5	2923.0	2812.5	2663.4	2596.5	2622.2	2735.3	2761.0
35°	10882.2	9537.7	5280.4	2946.1	2902.4	2753.3	2522.0	2398.6	2401.1	2506.5	2540.0
37.5°	11406.7	9730.5	4223.8	2912.7	2948.7	2755.9	2447.4	2277.7	2208.3	2208.3	2221.2
40°	12077.6	9928.4	3419.2	2935.9	3046.4	2786.8	2408.8	2182.6	1987.2	1992.4	2002.7
42.5°	12951.7	10098.1	2987.3	2984.7	3164.7	2827.9	2406.3	2056.6	1887.0	2002.7	2108.1
45°	13923.5	10182.9	2797.0	3028.4	3259.8	2853.6	2365.1	2036.1	1899.8	2244.3	2444.8
47.5°	15041.8	10134.1	2691.6	3043.8	3282.9	2853.6	2318.9	2084.9	1989.8	2599.1	2833.0
50°	16268.0	9992.7	2588.8	3013.0	3275.2	2848.4	2362.6	2133.8	2023.2	2660.8	2822.7
52.5°	17710.3	9874.5	2480.8	2946.1	3221.2	2820.2	2414.0	2113.2	1917.8	2419.1	2532.2
55°	19355.6	9907.9	2360.0	2851.0	3136.4	2766.2	2396.0	2030.9	1807.3	2131.2	2200.6
57.5°	21458.5	10306.3	2216.0	2730.2	3020.7	2676.2	2331.7	1992.4	1773.9	1933.2	1974.4
60°	23805.6	11000.5	2036.1	2609.4	2876.7	2532.2	2282.9	2010.4	1789.3	1917.8	1938.4
62.5°	25528.1	11404.1	1881.8	2432.0	2681.3	2372.9	2221.2	2033.5	1830.4	1971.8	1966.7
65°	25996.0	10740.8	1689.0	2172.3	2416.6	2205.7	2144.0	2059.2	1848.4	2015.5	1992.4
66°	25340.4	10026.1	1604.2	2051.5	2282.9	2123.5	2105.5	2056.6	1840.7	2020.7	1982.1
67.5°	23749.1	8560.8	1457.6	1874.1	2069.5	2000.1	2043.8	2033.5	1820.1	2015.5	1961.5
70°	19368.4	5840.9	1246.8	1560.5	1722.4	1761.0	1925.5	1951.2	1753.3	1925.5	1807.3
72.5°	13532.7	3558.0	1102.9	1210.8	1393.4	1501.3	1763.6	1838.1	1663.3	1681.3	1568.2
75°	6540.1	1889.5	1000.0	938.3	1082.3	1254.6	1568.2	1683.9	1521.9	1406.2	1365.1
77.5°	2038.6	1154.3	848.4	755.8	848.4	1012.9	1311.1	1475.6	1354.8	1177.4	1162.0
80°	1095.2	848.4	653.0	606.7	671.0	794.4	1030.9	1231.4	1164.6	1056.6	943.5
82.5°	722.4	550.2	483.3	470.5	511.6	606.7	766.1	1020.6	1020.6	904.9	658.1
85°	372.8	336.8	331.6	331.6	357.3	403.6	521.9	786.7	838.1	478.2	395.9
87.5°	185.1	192.8	180.0	187.7	200.5	198.0	249.4	395.9	473.0	290.5	241.7
90°	0.0	0.0	0.0	0.0	0.0	0.0	0.0	0.0	0.0	0.0	0.0

(END OF REPORT)